


# SPECIFIKACE / SPECIFICATION / SPEZIFIKATION

|   |  |
|---|--|
|     | <p><b>PMEC spol. s r.o.</b><br/>                 nám. Republiky 8, 787 01 Šumperk, Czech Republic<br/>                 Phone 00420 583 216 582<br/>                 www.pmec.cz info@pmec.cz</p> |
|---|--|

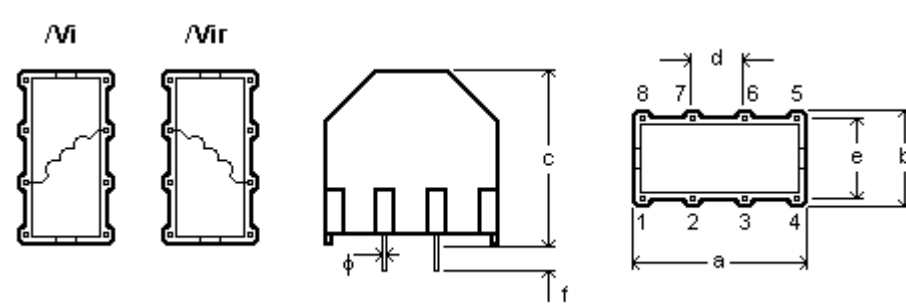
|  |                      |
|--|----------------------|
| TYPOVÉ OZNAČENÍ / ARTICLE NUMBER / ARTIKELNUMMER | DATUM / DATE / DATUM |
|--|----------------------|

|                              |                   |
|------------------------------|-------------------|
| <b>PMEC 323/Vi 1m0 0,8 A</b> | <b>2010-08-23</b> |
|------------------------------|-------------------|

|                                   |  |
|-----------------------------------|--|
| POPIS / DESCRIPTION / BEZEICHNUNG |  |
|-----------------------------------|--|

|  |   |
|--|---|
| <b>Akumulační tlumivky</b><br><b>Storage chokes</b><br><b>Speicherdrosseln</b> |  |
|--|---|


|  |
|--|
| ROZMĚRY (ZDOLA) / DIMENSIONS (FROM BELLOW) / ABMESSUNGEN (VON UNTEN) |
|--|

|   |   |    |                 |    |   |                 |    |   |                 |    |   |                  |    |   |                  |    |   |                 |    |   |  |    |   |                      |    |
|---|---|----|-----------------|----|---|-----------------|----|---|-----------------|----|---|------------------|----|---|------------------|----|---|-----------------|----|---|--|----|---|----------------------|----|
|  | <table border="1" style="width: 100%; border-collapse: collapse;"> <tr><td>a</td><td><b>26,5 max</b></td><td>mm</td></tr> <tr><td>b</td><td><b>18,5 max</b></td><td>mm</td></tr> <tr><td>c</td><td><b>30,5 max</b></td><td>mm</td></tr> <tr><td>d</td><td><b>12,5 ±0,2</b></td><td>mm</td></tr> <tr><td>e</td><td><b>15,0 ±0,2</b></td><td>mm</td></tr> <tr><td>f</td><td><b>3,0 ±0,5</b></td><td>mm</td></tr> <tr><td>g</td><td></td><td>mm</td></tr> <tr><td>φ</td><td><b>0,6 x 0,6 typ</b></td><td>mm</td></tr> </table> | a  | <b>26,5 max</b> | mm | b | <b>18,5 max</b> | mm | c | <b>30,5 max</b> | mm | d | <b>12,5 ±0,2</b> | mm | e | <b>15,0 ±0,2</b> | mm | f | <b>3,0 ±0,5</b> | mm | g |  | mm | φ | <b>0,6 x 0,6 typ</b> | mm |
| a   | <b>26,5 max</b>   | mm |                 |    |   |                 |    |   |                 |    |   |                  |    |   |                  |    |   |                 |    |   |  |    |   |                      |    |
| b   | <b>18,5 max</b>   | mm |                 |    |   |                 |    |   |                 |    |   |                  |    |   |                  |    |   |                 |    |   |  |    |   |                      |    |
| c   | <b>30,5 max</b>   | mm |                 |    |   |                 |    |   |                 |    |   |                  |    |   |                  |    |   |                 |    |   |  |    |   |                      |    |
| d   | <b>12,5 ±0,2</b>  | mm |                 |    |   |                 |    |   |                 |    |   |                  |    |   |                  |    |   |                 |    |   |  |    |   |                      |    |
| e   | <b>15,0 ±0,2</b>  | mm |                 |    |   |                 |    |   |                 |    |   |                  |    |   |                  |    |   |                 |    |   |  |    |   |                      |    |
| f   | <b>3,0 ±0,5</b>   | mm |                 |    |   |                 |    |   |                 |    |   |                  |    |   |                  |    |   |                 |    |   |  |    |   |                      |    |
| g   |   | mm |                 |    |   |                 |    |   |                 |    |   |                  |    |   |                  |    |   |                 |    |   |  |    |   |                      |    |
| φ   | <b>0,6 x 0,6 typ</b>  | mm |                 |    |   |                 |    |   |                 |    |   |                  |    |   |                  |    |   |                 |    |   |  |    |   |                      |    |

|   |
|---|
| ELEKTRICKÉ VLASTNOSTI / ELECTRICAL PROPERTIES / ELEKTRISCHE EIGENSCHAFTEN |
|---|

|   |                      |                      |                       |            |               |            |
|---|----------------------|----------------------|-----------------------|------------|---------------|------------|
| MĚŘICÍ PODMÍNKY<br>TEST CONDITIONS<br>MESSBEDINGUNGEN | 10 kHz, 50 mV, 25 °C | <b>L<sub>o</sub></b> | <b>1,0</b>            | <b>mH</b>  | <b>± 20 %</b> |            |
|   |                      |                      | <b>I<sub>N</sub></b>  | <b>0,8</b> | <b>A</b>      | <b>max</b> |
|   | 25 °C                |                      | <b>R<sub>DC</sub></b> | <b>90</b>  | <b>mΩ</b>     | <b>typ</b> |
|   |                      |                      |                       |            |               |            |

|   |  |  |  |                                       |  |
|---|--|--|--|---------------------------------------|--|
| JINÉ VLASTNOSTI / OTHER PROPERTIES / ANDERE EIGENSCHAFTEN |  |  |  | SCHVÁLENO<br>APPROVED<br>KONTROLLIERT |  |
|---|--|--|--|---------------------------------------|--|

|                            |                |   |                                  |   |  |
|----------------------------|----------------|---|----------------------------------|---|--|
| JÁDRO<br>CORE<br>KERN      | <b>Sendust</b> | KLIMATICKÁ ODOLNOST<br>CLIMATIC CATEGORY<br>KLIMABESTÄNDIGKEIT  | <b>40/125/21</b>                 |  |  |
| POUZDRO<br>CASE<br>GEHÄUSE | <b>UL94V-0</b> | ZKUŠEBNÍ NAPĚTÍ<br>TESTING VOLTAGE<br>PRÜFSPANNUNG              |                                  |   |  |
| ZALITÍ<br>RESIN<br>VERGUß  | <b>UL94V-0</b> | JMENOVITÉ NAPĚTÍ<br>RATED VOLTAGE<br>NENNSPANNUNG               |                                  |   |  |
| DRÁT<br>WIRE<br>DRAHT      | <b>UL94V-0</b> | OTEPLENÍ<br>OVERTEMPERATURE<br>ÜBERTEMPERATUR                   | <b>&lt; 55 °C</b>                |   |  |
|                            |                | IZOLAČNÍ ODPOR<br>INSULATING RESISTANCE<br>ISOLATIONSWIDERSTAND | <b>50 MΩ, 500 V<sub>DC</sub></b> |   |  |

THE CHOKES ARE DESIGNED AND TESTED IN ACCORDANCE WITH EN 60938-1.  
 THE CASES ARE OF FLAME-RETARDANT PLASTIC MATERIAL IN ACCORDANCE WITH UL 94V-0.